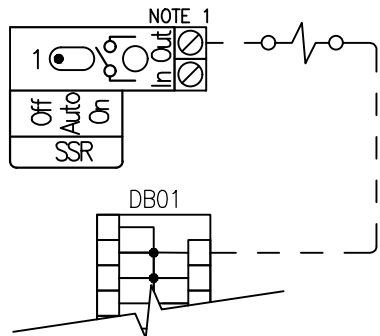
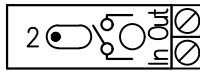
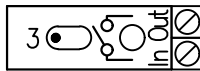
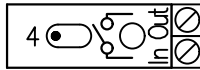
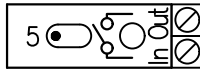
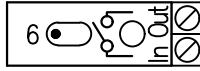
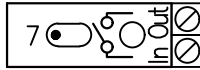
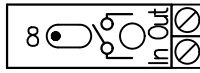


Output Wiring Onboard 24VAC CO2 Solenoid Valve



24VAC CO2 SOLENOID VALVE

NOTES:

1. ENSURE BLUE JUMPER IS INSTALLED.

GREY 19 CONNECTION 24VAC
DISTRIBUTION BLOCK (NEUTRAL)
LOCATED ON DIN RAIL IN
CONNECT CONTROLLER ENCLOSURE