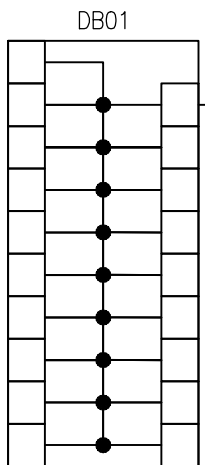
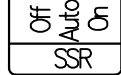
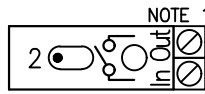
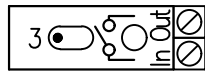
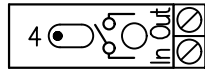
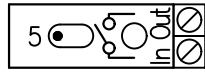
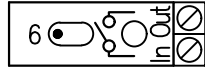
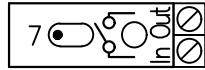
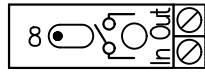
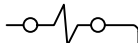


**Output Wiring Onboard 24VAC 1-8: Device Option 2**



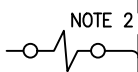
NOTE 1



24VAC IRRIGATION SOLENOID VALVE

NOTE 1

NOTE 2



24VAC IRRIGATION SOLENOID VALVE

GREY 19 CONNECTION 24VAC  
DISTRIBUTION BLOCK (NEUTRAL)  
LOCATED ON DIN RAIL IN POLYCASE

**NOTES:**

1. ENSURE BLUE JUMPER IS INSTALLED.
2. TIE 24VAC NEUTRAL TOGETHER USING WIRE NUT OR WAGO CONNECTOR.