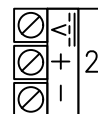
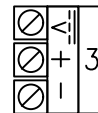
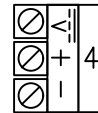
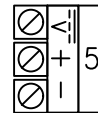
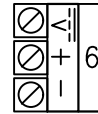
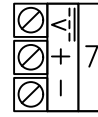


Universal Input 4-20mA 3-Wire



NOTES:

1. CONNECT DEVICE SHIELD/DRAIN TO GROUND BAR LOCATED IN CONNECT ENCLOSURE.
2. INSTALL JUMPER WIRE ACROSS (+) AND (-) TERMINAL

DB03

BLUE 12 CONNECTION
DISTRIBUTION BLOCK
24VDC POSITIVE (+)
LOCATED ON DIN RAIL IN
CONNECT ENCLOSURE