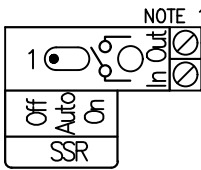
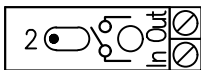
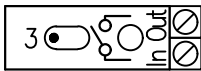
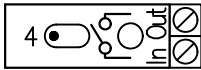
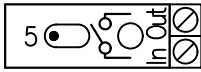
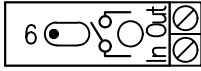
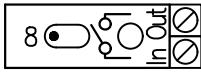
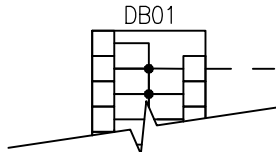


Output Wiring Onboard 24VAC RIB Relay



NOTE 1

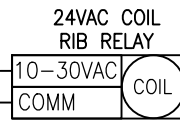


GREY 19 CONNECTION 24VAC
DISTRIBUTION BLOCK (NEUTRAL)
LOCATED ON DIN RAIL IN
CONNECT CONTROLLER ENCLOSURE

Ensure the Relay Coil is rated for use with a 24VAC control signal and that the contact side of the relay is rated for use with your device.

Power for the controlled device should run through the contact side of the relay and should not be connected to the Connect Controller.

Always consult and follow your Relay manufacturers IOM and wiring diagrams.



NOTES:

1. ENSURE BLUE JUMPER IS INSTALLED.